



## 7224 SPECIFICATION SHEET

The *AE Techron 7224* amplifier is a 1 kVA, DC-enabled unit that provides exceptional versatility and value. It features DC to 300 kHz bandwidth and offers a wide range of field-configurable options. A single 7224 can output a 40 mSec pulse with up to 52 amperes peak current. In continuous operation, a 7224 can provide 1,100 watts RMS of output power. If more current or power is needed, up to four amplifiers can be combined in series or parallel and operate as a single system.

The 7224 can operate in either voltage or current mode and can be configured by the customer for high-voltage/low-current, medium voltage and current, or low-voltage/high-current applications. It provides very low noise and fast slew rates, and can safely drive a wide range of resistive, inductive loads.

The 7224 is typically used to create waveforms found in EMC standards like CS2009, DO-160, MIL STD 461, and as a gradient amplifier for very small bore, high-gain MRI and NMR systems.

The optional 7224P version features a precision, 20-turn trim control that offers an output offset of less than 200  $\mu$ V, field-adjustable to less than 100  $\mu$ V, and a DC drift during operation of only  $\pm 75$   $\mu$ V.

### Performance

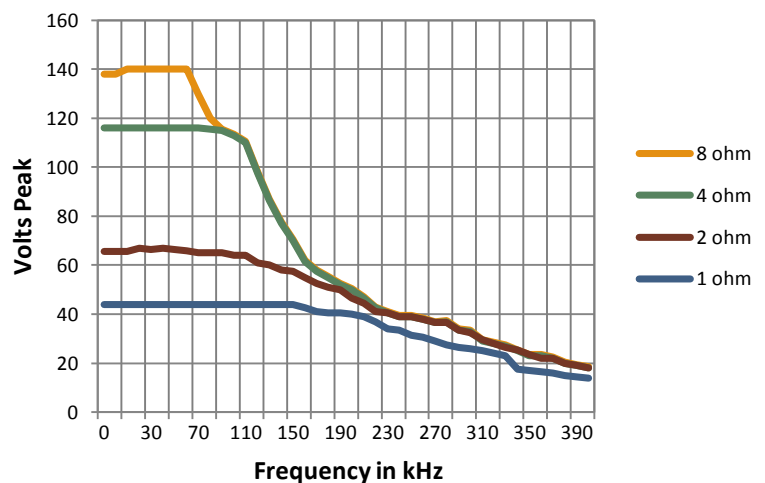
*Testing was done at 100 Hz.  
Continuous DC power levels are lower. See DC Specifications chart.*

**Small Signal Frequency Response:**  
DC - 300 kHz +0.0 to -1.0 dB

### Features

- Frequency bandwidth of DC to 300 kHz at rated power.
- Continuous output of over 1,100 watts RMS at 4 ohms.
- 40 mSec pulses of up to 52 amperes peak into a 0.5 ohm load.
- System output of over 4,000 watts or over 200 amperes maximum is possible with multiple, interconnected amplifiers.
- Efficient design and light weight chassis materials allow amplifier to occupy only 2U height and weigh only 41 lbs.
- Protection circuitry protects the *AE Techron 7224* from input overloads, improper output connection (including shorted and improper loads), over-temperature, over-current, and supply voltages that are too high or low.
- Optional "P" version offers precision control of output offset, DC drift and gain linearity.
- Shipped ready to operate from 120-volt ( $\pm 10\%$ ) single-phase AC mains; 220/240-volt model available on request.

### Voltage Potential vs. Frequency



### AC Specifications - High Voltage Mode

Ohms	PEAK OUTPUT						RMS OUTPUT				
	40mSec Pulse, 20% Duty Cycle		5 Minute, 100% Duty Cycle		1 Hour, 100% Duty Cycle		5 Minute, 100% Duty Cycle		1 Hour, 100% Duty Cycle		
	Volts	Amps	Volts	Amps	Volts	Amps	Volts	Amps	Volts	Amps	Watts
16	158	10	158	10	158	10	112	7	112	7	774
8	154	19	136	16	136	16	96	12	96	12	1108
4	124	31	108	26	61	15	76	18	43	10	442
2	98	49									

### AC Specifications - Mid-Level Mode

Ohms	PEAK OUTPUT						RMS OUTPUT				
	40mSec Pulse, 20% Duty Cycle		5 Minute, 100% Duty Cycle		1 Hour, 100% Duty Cycle		5 Minute, 100% Duty Cycle		1 Hour, 100% Duty Cycle		
	Volts	Amps	Volts	Amps	Volts	Amps	Volts	Amps	Volts	Amps	Watts
4	72	18	69	16	69	16	49	12	49	12	566
2	61	30	57	26	57	26	40	19	40	19	746
1	47	47	43	40	21	21	30	28	15	15	220
0.5	26	52									

### AC Specifications - High Current Mode

Ohms	PEAK OUTPUT						RMS OUTPUT				
	40mSec Pulse, 20% Duty Cycle		5 Minute, 100% Duty Cycle		1 Hour, 100% Duty Cycle		5 Minute, 100% Duty Cycle		1 Hour, 100% Duty Cycle		
	Volts	Amps	Volts	Amps	Volts	Amps	Volts	Amps	Volts	Amps	Watts
1			29	29	29	29	21	21	21	21	420
0.75			26	34	26	34	18	24	18	24	442
0.5			23	45	23	45	16	32	16	32	511
0.25											

#### 8-ohm Power Response:

± 140 Vpk DC to 60 kHz  
 ± 50 Vpk DC to 180 kHz  
 ± 30 Vpk DC to 300 kHz

#### Slew Rate:

75 V/μSec

#### Residual Noise:

10 Hz to 300 kHz: 950 μV (0.95 mV)  
 10 Hz to 80 kHz: 300 μV (0.3 mV)

#### Signal-to-Noise Ratio:

10 Hz - 30 kHz: -113 dB  
 10 Hz - 80 kHz: -106.6 dB  
 10 Hz - 300 kHz: -99.9 dB

#### Unit to Unit Phase Error:

± 0.1 degrees at 60 Hz

#### THD:

DC - 30 kHz less than 0.1%

#### Output Offset:

7224: Less than 5 mV, field adjustable to less than 1 mV

7224P: Less than 200 μV, field adjustable to less than 100 μV; adjustment via 20-turn precision trim

control; DC offset adjustment range is ±10 mV with about 0.9 mV per turn

#### DC Drift:

7224: ±1.5 mV

7224P: ± 200 μV (from cold to maximum operating temperature); ±75 μV (after 20 minutes of operation)

7224P Gain Linearity (over input signal, from 0.2 V to 5 V):

DC: 0.0125%

AC: 0.030%

#### Output Impedance:

28 mOhm in Series with 1 μH

#### Phase Response:

± 5 degrees (10 Hz - 10 kHz) plus 560 nsec propagation delay

### DC Specifications

Low Voltage High Current	5 Min		1 Hr
	Volts DC	Amps DC	Amps DC
	24.0	26	20
	13.5	20	16



## Input Characteristics

### Balanced with ground:

Three terminal barrier block connector  
20 k ohm differential

### Unbalanced:

BNC connector, 10k ohm single ended. Fixed or variable gain

### Max Input Voltage:

$\pm 10$  V balanced or unbalanced

### Common Mode Rejection:

-58 dB with 5 V input

## Display, Control, Status, I/O

### Front Panel LED Displays indicate:

Ready, Standby, Fault, Over Temp, Over Voltage, Overload

### Soft Touch Switches for:

Run, Stop, Reset

### Gain Control, when enabled:

Voltage gain adjustable from 20 to 0

### On/Off Breaker

### Back Panel Power Connection:

25 Amp IEC (with retention latch)

### Signal Output:

+/Common/Sampled Common

### Signal Input:

User Selectable BNC or Barrier Strip  
Balanced

## Communication Capabilities

**Current Monitor:**  $\pm 1$  V / 6 A  $\pm 1\%$

**Voltage Monitor:**  $\pm 1$  V / 20 V  $\pm 1\%$

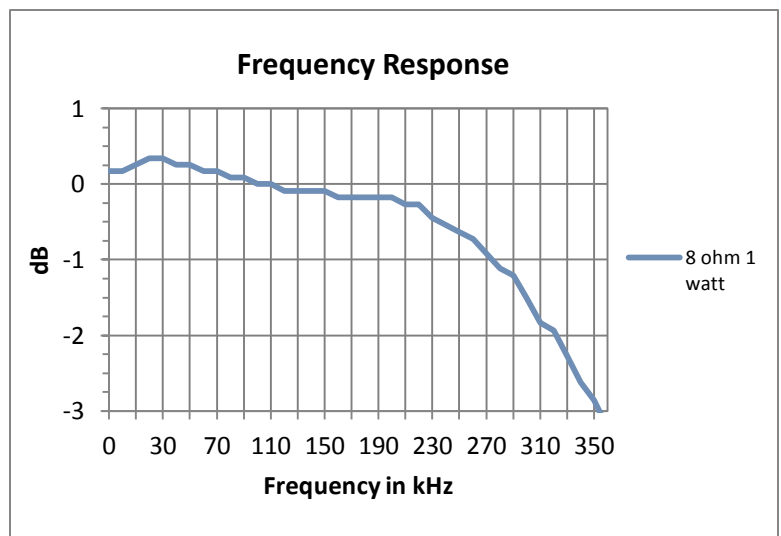
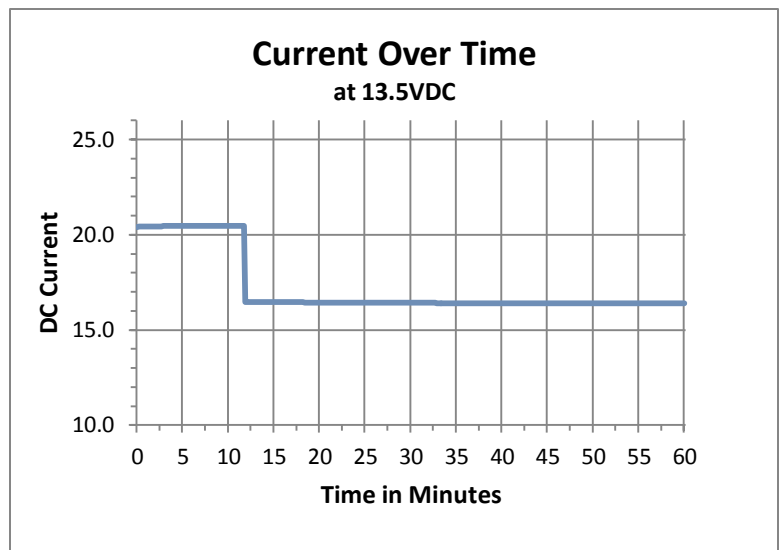
**Input Signal Monitor:**  $\pm 1$  V / 2 V  $\pm 1\%$

### Reporting:

System Fault, Over Temp, Over Voltage, Over Load

### Control:

Force to Standby, Reset after a fault



## Multiple Unit Configuration

### Series Operation:

#### Total Voltage (1, 2, 3, or 4-7224's):

150 V<sub>pk</sub>, 300 V<sub>pk</sub>, 450 V<sub>pk</sub> or 600 V<sub>pk</sub>;  
Increased slew rate up to 200 V/μSec

### Parallel Operation:

#### Total Current (1, 2, 3, or 4-7224's):

50 A<sub>pk</sub>, 100 A<sub>pk</sub>, 150 A<sub>pk</sub> or 200 A<sub>pk</sub>

## Physical Characteristics

### Chassis:

The Amplifier is designed for stand alone or rack mounted operation. The Chassis is black aluminum with a powder coat finish. The unit occupies two EIA 19-inch-wide units.

### Weight:

41 lbs (18.6 kg), Shipping 51 lbs (23.2 kg)

### AC Power:

Single phase, 120 VAC, 60 Hz, 20 Amp service; (220-240 VAC, 50-60 Hz, 10 Amp service model available)

### Operating Temperature:

10°C to 50°C (50°F to 122°F),  
Maximum Output Power de-rated above 30°C (86°F).

### Humidity:

70% or less, non-condensing

### Cooling:

Forced air cooling from front to back through removable filters.

### Airflow:

180CFM

### Dimensions:

19" x 22.75" x 3.5" (48.3 cm x 57.8 cm x 8.9 cm)

## Protection

### Over/Under Voltage:

± 10% from specified supply voltage  
amplifier is forced to Standby

High Voltage  
Low Current

Ohms	5 Min, 30% duty Cycle		1 Hr, 100% duty Cycle	
	Volts Peak	Amps Peak	Volts Peak	Amps Peak
32	316	9.8	316	9.8
16	272	16.3	272	16.3
8	216	25.7	122	14.5

Medium Voltage  
Medium Current

Ohms	5 Min, 30% duty Cycle		1 Hr, 100% duty Cycle	
	Volts Peak	Amps Peak	Volts Peak	Amps Peak
8	138	16.4	138	16.4
4	114	26.2	114	26.2
2	86	39.6	42	21

Low Voltage  
High Current

Ohms	5 Min, 30% duty Cycle		1 Hr, 100% duty Cycle	
	Volts Peak	Amps Peak	Volts Peak	Amps Peak
2	58	29	58	29
1.5	52	34	52	34
1	45.4	45	45.4	45

## Two 7224s in Parallel

High Voltage  
Low Current

Ohms	5 Min, 30% duty Cycle		1 Hr, 100% duty Cycle	
	Volts Peak	Amps Peak	Volts Peak	Amps Peak
8	158	19.6	158	19.6
4	136	16.3	136	16.3
2	108	25.7	61	14.5

Medium Voltage  
Medium Current

Ohms	5 Min, 30% duty Cycle		1 Hr, 100% duty Cycle	
	Volts Peak	Amps Peak	Volts Peak	Amps Peak
2	69	32.8	69	32.8
1	57	54.2	57	52.4
0.5	43	79.2	21	42

Low Voltage  
High Current

Ohms	5 Min, 30% duty Cycle		1 Hr, 100% duty Cycle	
	Volts Peak	Amps Peak	Volts Peak	Amps Peak
0.5	29	58	29	58
0.375	26	68	26	68
0.25	22.7	90	22.7	90

### Over Current:

Breaker protection on both main power and low voltage supplies

### Over Temperature:

Separate Output transistor, heat sink, and transformer temperature monitoring and protection

*AE Techron Sales Representative*